

Summer 2017 FM Survey Summer 2017 FM	Auburn University Campus Wide
---	----------------------------------


Course: HDFS2040 001 - Analytics for the Social and Behavioral Sciences

Department: HDFS

Responsible Faculty: Robert Bubb

Responses / Expected: 4 / 14 (28.57%)

Focus: Overall Results



HDFS2040 - 001

University Wide questions

	Responses							Course			
	SA	A	SA	SD	D	SD	N	Mean	Med.	Mode	Std Dev
Q1 The Instructor(s) encouraged me to think critically.	4	0	0	0	0	0	4	6.0	6	6	0
Q2 The grading techniques were fair.	4	0	0	0	0	0	4	6.0	6	6	0
Q3 The Instructor(s) created a conducive atmosphere for learning.	4	0	0	0	0	0	4	6.0	6	6	0
Q4 The Instructor(s) explained course material clearly.	4	0	0	0	0	0	4	6.0	6	6	0

Responses: [SA] Strongly Agree=6 [A] Agree=5 [SA] Slightly Agree=4 [SD] Slightly Disagree=3 [D] Disagree=2 [SD] Strongly Disagree=1


Summer 2017 FM Survey Summer 2017 FM	Auburn University Campus Wide
---	----------------------------------

Course: HDFS2040 001 - Analytics for the Social and Behavioral Sciences

Department: HDFS

Responsible Faculty: Robert Bubb

Responses / Expected: 4 / 14 (28.57%)



Bubb, Robert R

HUSC-HDFS

	Responses						Individual			
	A	B	C	D	F	N	Mean	Med.	Mode	Std Dev
Q1 What grade do you expect to earn in this class?	2	0	1	0	1	4	3.5	4	5	1.66

Responses: [A] A=5 [B] B=4 [C] C=3 [D] D=2 [F] F=1

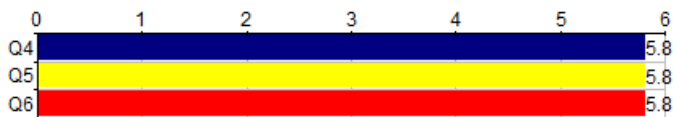


Bubb, Robert R

HUSC-HDFS

	Responses	Individual					Mean	Med.	Mode	Std Dev
		ML	SL	S	SM	MM				
Q2 How much work/effort did this class require compared to other classes you have taken at Auburn?	0 0 0 2 2 4	4.5	4.5	4.5	.50					
Q3 How much learning did you gain from this class compared to other classes you have taken at Auburn?	0 0 0 2 2 4	4.5	4.5	4.5	.50					

Responses: [ML] Much less=1 [SL] somewhat less=2 [S] same=3 [SM] somewhat more=4 [MM] much more=5




Bubb, Robert R

TE10

	Responses	Individual					Mean	Med.	Mode	Std Dev
		SA	A	SA	SD	D				
Q4 The Instructor enhanced my interest in the subject.	3 1 0 0 0 0 4	5.8	6	6	.43					
Q5 The Instructor was available and approachable outside of class.	3 1 0 0 0 0 4	5.8	6	6	.43					
Q6 The Instructor provided timely feedback on graded material.	3 1 0 0 0 0 4	5.8	6	6	.43					

Responses: [SA] Strongly Agree=6 [A] Agree=5 [SA] Slightly Agree=4 [SD] Slightly Disagree=3 [D] Disagree=2 [SD] Strongly Disagree=1



Bubb, Robert R

TE10

	Responses	Individual					Mean	Med.	Mode	Std Dev
		E	VG	G	F	P				
Q7 The Instructor's overall teaching effectiveness was...	3 1 0 0 0 0 4	5.8	6	6	.43					
Q8 Overall, my learning in the class was...	2 1 1 0 0 0 4	5.3	5.5	6	.83					

Responses: [E] Excellent=6 [VG] Very Good=5 [G] Good=4 [F] Fair=3 [P] Poor=2 [VP] Very Poor=1

Q9 - Additional comments – Strengths and areas for improvement.

Faculty: Bubb, Robert R

Response Rate: 50.00% (2 of 4)

1 Overall, Mr. Bubb is one of the best professors here at Auburn!

Math or any type of math is not my strong suit. This professor was amazing and really made the effort to help us learn and understand. He was always available to help out if we needed it. The grade in the course doesn't reflect him from my stand point. He did his job and I worked my hardest, but a C is a great grade for me in that class