

Spring 2017 Survey  
Spring 2017

Auburn University  
Campus Wide

Course: STAT2010 012 - Stats For Social Behavior CHS

Department: STAT

Responsible Faculty: Robert Bubb

Responses / Expected: 24 / 46 (52.17%)

Focus: Overall Results



STAT2010 - 012

University Wide questions

	Responses							Course			Std Dev
	SA	A	SA	SD	D	SD	N	Mean	Med.	Mode	
Q1 The Instructor(s) encouraged me to think critically.	16	6	2	0	0	0	24	5.6	6	6	.64
Q2 The grading techniques were fair.	18	5	1	0	0	0	24	5.7	6	6	.54
Q3 The Instructor(s) created a conducive atmosphere for learning.	16	6	1	1	0	0	24	5.5	6	6	.76
Q4 The Instructor(s) explained course material clearly.	19	3	2	0	0	0	24	5.7	6	6	.61

Responses: [SA] Strongly Agree=6 [A] Agree=5 [SA] Slightly Agree=4 [SD] Slightly Disagree=3 [D] Disagree=2 [SD] Strongly Disagree=1

Spring 2017 Survey  
Spring 2017


Auburn University  
Campus Wide

Course: STAT2010 012 - Stats For Social Behavior CHS

Department: STAT

Responsible Faculty: Robert Bubb

Responses / Expected: 24 / 46 (52.17%)




Bubb, Robert R

TE10

	Responses							Individual			Std Dev
	SA	A	SA	SD	D	SD	N	Mean	Med.	Mode	
Q1 The Instructor enhanced my interest in the subject.	6	7	8	2	0	0	23	4.7	5	4	.94
Q2 The Instructor was available and approachable outside of class.	14	7	0	1	0	0	22	5.5	6	6	.72
Q3 The Instructor provided timely feedback on graded material.	12	10	1	1	0	0	24	5.4	5.5	6	.75

Responses: [SA] Strongly Agree=6 [A] Agree=5 [SA] Slightly Agree=4 [SD] Slightly Disagree=3 [D] Disagree=2 [SD] Strongly Disagree=1



Bubb, Robert R

TE10	Responses							Individual			Std Dev
	E	VG	G	F	P	VP	N	Mean	Med.	Mode	
Q4 The Instructor's overall teaching effectiveness was...	15	7	2	0	0	0	24	5.5	6	6	.64
Q5 Overall, my learning in the class was...	12	10	2	0	0	0	24	5.4	5.5	6	.64

Responses: [E] Excellent=6 [VG] Very Good=5 [G] Good=4 [F] Fair=3 [P] Poor=2 [VP] Very Poor=1

Q6 - Additional comments – Strengths and areas for improvement.

Faculty: Bubb, Robert R

Response Rate: 45.83% (11 of 24)

1 love him!!!!

Loved the fact that this professor was so excited about his topic. Even though statistics is horribly boring he made it interesting enough to make it through classes 4 days a week. Really liked the way the final group project presentation was set up, but I wish we had been given more time between getting our topic approved and having to write the first draft. It was extremely difficult trying to coordinate schedules with three other classmates with such a limited amount of time. The learning modules helped me learn the material more thoroughly. If there was a way to set up an alert system through the website that would send out a text or email alert when a module was due that would be extremely beneficial. A lot of students missed learning modules because they forgot to check the website regularly.

It is very clear he wants his students to succeed, however the manner in which he goes about this is excessive. He gets distracted by student's using their day planners or even zoning out. I understand calling students out for texting or talking, but I do not know a single person with an attention span of one hour and fifteen minutes. We are busy students and I think he needs to be more considerate for people who may be having a hard time, did not get a good night's sleep, or are simply distracted due to stress.

I think this course has too much outside work. The online lectures are the same things that we learn in class so it is kinda redundant to do both. Very time consuming course.

I did not think I would enjoy taking Statistics one bit, but I actually really did and I surprised myself by how easily I could catch on to it. I think at the beginning of the semester Dr. Bubb said this was the first time he was doing online lectures. I'm really glad we had those but I wish there was some way you could still do the online lecture the day before and maybe work on some examples or a worksheet or something in class before having to do homework on it just because I know for me I could watch the lectures five times over and still do poorly on some of the homework questions because I had not had hands on experience doing the problems. I enjoyed the group project and I really got to know my group and I'm so glad we got to get to know each other all semester but having the project due the week before finals was little overwhelming. I think maybe moving it up a week and having it a little earlier would be easier on students. Also I know Dr Bubb has other classes and has a family and his research, but I could never go to his office hours because he was only available twice a week and I had classes during both those times. The TA's were awesome and almost always available but maybe if Dr Bubb could have just a little more availability it would be better. Overall I think Dr Bubb does a great job of taking a class of people who are terrified of stats and helping us learn that hey, we can actually do this and we can learn how to apply it to real life. He also took the time to get to know everyone and he learned all our names which was really cool.

Great teacher, very thorough and helped me to really learn the material, not just memorize it!

Dr. Bubb is an amazing professor. You can tell he loves what he is doing and invests in each one of his students. I am thankful for the opportunity to take his class.

Dr. Bubb is a fantastic Statistics instructor. At the beginning I was afraid to take a Statistics class, but he made the learning environment enjoyable. I believe that I have learned a lot of skills from Dr. Bubb's class.

Dr. Bubb did an excellent job giving us ample practice for every module test and thoroughly explained the material well so by the time the test came around I felt very prepared.

Dr. Bubb did a fantastic job with presenting the course material in a clear and concise way. I think he was more than fair in his grading over tests and assignments. In addition, he was readily available to help via office hours or email. I appreciated the fact that he had several teaching assistants that were also available to help in any way. His class website was well-organized and very easy to maneuver. I genuinely feel like Dr. Bubb cared about the academic success of his students and did everything he could to see that come into fruition. My only advice is that the online lectures could be quite lengthy at times and maybe shortening the amount of information at one time could be beneficial to his future students. Overall, I

thoroughly appreciated Dr. Bubba and all the hard work he put into making this class the best it could be.

Best Professor at Auburn!

- 11 Possible Recommendation: It would be helpful if you could maybe upload recorded videos doing a walk through of the different tests in excel. This could be a really helpful resource when studying for excel tests because students could practice along with the videos. I think videos would be more informational than simply having the word document with the steps, because students can watch exactly how you do it.

Spring 2017 Survey Spring 2017	Auburn University Campus Wide
-----------------------------------	----------------------------------

Course: STAT2010 009 - Stats For Social Behavior CHS

Department: STAT

Responsible Faculty: Robert Bubb

Responses / Expected: 18 / 48 (37.50%)

Focus: Overall Results



STAT2010 - 009

University Wide questions

	Responses							Course			Std Dev
	SA	A	SA	SD	D	SD	N	Mean	Med.	Mode	
Q1 The Instructor(s) encouraged me to think critically.	10	7	0	0	1	0	18	5.4	6	6	.95
Q2 The grading techniques were fair.	10	5	2	0	1	0	18	5.3	6	6	1.04
Q3 The Instructor(s) created a conducive atmosphere for learning.	9	7	1	0	1	0	18	5.3	5.5	6	.99
Q4 The Instructor(s) explained course material clearly.	10	6	1	0	0	0	17	5.5	6	6	.61

Responses: [SA] Strongly Agree=6 [A] Agree=5 [SA] Slightly Agree=4 [SD] Slightly Disagree=3 [D] Disagree=2 [SD] Strongly Disagree=1


Spring 2017 Survey Spring 2017	Auburn University Campus Wide
-----------------------------------	----------------------------------

Course: STAT2010 009 - Stats For Social Behavior CHS

Department: STAT

Responsible Faculty: Robert Bubb

Responses / Expected: 18 / 48 (37.50%)




Bubb, Robert R

TE10

	Responses							Individual			Std Dev
	SA	A	SA	SD	D	SD	N	Mean	Med.	Mode	
Q1 The Instructor enhanced my interest in the subject.	8	3	5	0	0	1	17	4.9	5	6	1.30
Q2 The Instructor was available and approachable outside of class.	10	6	2	0	0	0	18	5.4	6	6	.68
Q3 The Instructor provided timely feedback on graded material.	9	6	2	0	1	0	18	5.2	5.5	6	1.03

Responses: [SA] Strongly Agree=6 [A] Agree=5 [SA] Slightly Agree=4 [SD] Slightly Disagree=3 [D] Disagree=2 [SD] Strongly Disagree=1



Bubb, Robert R

TE10	Responses							Individual			Std Dev
	E	VG	G	F	P	VP	N	Mean	Med.	Mode	
Q4 The Instructor's overall teaching effectiveness was...	8	7	2	0	1	0	18	5.2	5	6	1.01
Q5 Overall, my learning in the class was...	8	6	2	2	0	0	18	5.1	5	6	.99

Responses: [E] Excellent=6 [VG] Very Good=5 [G] Good=4 [F] Fair=3 [P] Poor=2 [VP] Very Poor=1

Q6 - Additional comments – Strengths and areas for improvement.

Faculty: Bubb, Robert R

Response Rate: 72.22% (13 of 18)

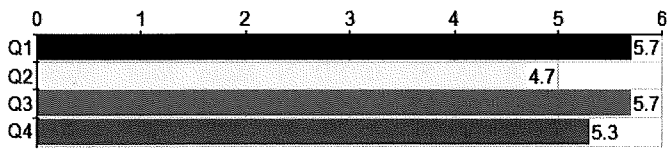
- 1 While I dislike the fact that it is an opposite classroom because it feels like more work than working on homework outside of class, I see that it greatly helped me understand/learn the material. Something I did not like was that excused absences were not accepted. In the case of students who even just get sick once during a test, they are given less opportunity than all the other students to do well in the course because while other students can retake tests to do better on them than the first time, this student has to do a makeup test. I don't think that's fair. Even if they can still get an A, it is unnecessarily hard for the student because they got sick.
- 2 This class is not something I was super interested in, but I managed to learn a lot. Bubb is a good professor and explains the material well. This class took a lot of time and effort to do well, but it wasn't too too hard.
- 3 This class was easy, but disinteresting. The example scenarios were sometimes factually inaccurate and I found it dull and pointless. I don't feel that I really learned anything in this course.
- 4 The grading techniques were fair however there were so many grades, it was often difficult to keep up with what was due when, why I did poorly on this assignment, and so on because the assignments and lectures and even the exams all seemed to run together, when I finally got my grade back, I had forgotten what the assignment or lecture had been on.
- 5 Please get rid of the group project and make it an individual one. To write a paper as a group is hard and one person gets left to do most of the work. The project would have been much more enjoyable if it was done individually.
- 6 Mr. Bubb has been one of my favorite professors at Auburn over the course of my 3 years here. He is extremely knowledgable in his subject and is very easy to approach, which is a great combination. He makes the class interesting by using our own personal data and creating funny scenarios. Although I am not passionate about statistics, Mr. Bubb has made this class one of my favorites to come to.
- 7 I know this is irrelevant but Robert Bubb's music taste is awesome.
- 8 I did not think I was going to like this class, but it actually has me thinking about taking another stats class!
- 9 Great teacher! Although the online lectures sometimes seemed a little excessive I understand for the most part they were needed to enhance our learning. Although the classroom is supposed to be a safe learning environment and you call on us to make sure we are paying attention and understanding the concepts, some students get very embarrassed when they get answers wrong. Overall great teacher, very approachable, and I really liked that you learned everyone's name.
- 10 Great stats teacher. He has given us time to learn and understand the course material through constant repetition of what is learned in class.
- 11 For me, the only test were kind of challenging. This is the first time I have ever taken them online like this. Maybe have a a day in class where you talk about the practice test and just go through it in class and show what you expect in each section.
- 12 Dr. Robert Bubb make statics more interesting than I thought was possible. He teaches the material well and is always willing to help you if you struggle. This class makes you work through the material and apply what you learn to all the scenarios.
- 13 Dr. Bubb is one of my favorite professors I have had at Auburn. He was very nice and approachable and it was obvious that he wanted all of his students to do well and enjoy the course as much as possible. Statistics can be a challenging subject for a lot of students and he was able to understand this while also encouraging everyone to do the best they could. My least favorite part about this class was the group project at the end of the semester. It was a hard time of year to get everyone together but the project itself was doable and he provided snacks for the presentations so it was worth it!

Spring 2017 Survey Spring 2017	Auburn University Campus Wide
-----------------------------------	----------------------------------

Course: HDFS7060 001 - Research Methods for Human Development and Family Studies I      Department: HDFS

Responsible Faculty: Joe Pittman      Responses / Expected: 6 / 14 (42.86%)

Focus: Overall Results



HDFS7060 - 001


University Wide questions	Responses							Course			
	SA	A	SA	SD	D	SD	N	Mean	Med.	Mode	Std Dev
Q1 The Instructor(s) encouraged me to think critically.	4	2	0	0	0	0	6	5.7	6	6	.47
Q2 The grading techniques were fair.	2	2	0	2	0	0	6	4.7	5	3,5,6	1.25
Q3 The Instructor(s) created a conducive atmosphere for learning.	4	2	0	0	0	0	6	5.7	6	6	.47
Q4 The Instructor(s) explained course material clearly.	2	4	0	0	0	0	6	5.3	5	5	.47

Responses: [SA] Strongly Agree=6 [A] Agree=5 [SA] Slightly Agree=4 [SD] Slightly Disagree=3 [D] Disagree=2 [SD] Strongly Disagree=1

Spring 2017 Survey Spring 2017	Auburn University Campus Wide
-----------------------------------	----------------------------------

Course: HDFS7060 001 - Research Methods for Human Development and Family Studies I      Department: HDFS

Responsible Faculty: Joe Pittman      Responses / Expected: 6 / 14 (42.86%)



Pittman, Joe F

HUSC-HDFS	Responses						Individual			
	A	B	C	D	F	N	Mean	Med.	Mode	Std Dev
Q1 What grade do you expect to earn in this class?	2	4	0	0	0	6	4.3	4	4	.47

Responses: [A] A=5 [B] B=4 [C] C=3 [D] D=2 [F] F=1

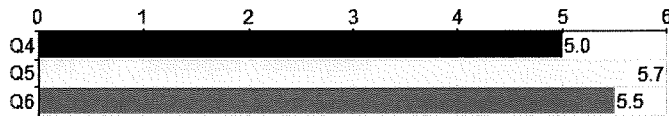


Pittman, Joe F

HUSC-HDFS	Responses						Individual			
	ML	SL	S	SM	MM	N	Mean	Med.	Mode	Std Dev
Q2 How much work/effort did this class require compared to other classes you have taken at Auburn?	0	0	1	1	4	6	4.5	5	5	.76

Q3 How much learning did you gain from this class compared to other classes you have taken at Auburn? 0 0 2 3 1 6 3.8 4 4 .69

Responses: [ML] Much less=1 [SL] somewhat less=2 [S] same=3 [SM] somewhat more=4 [MM] much more=5



Pittman, Joe F

TE10	Responses						Individual				
	SA	A	SA	SD	D	SD	N	Mean	Med.	Mode	Std Dev
Q4 The Instructor enhanced my interest in the subject.	2	3	0	1	0	0	6	5.0	5	5	1
Q5 The Instructor was available and approachable outside of class.	5	0	1	0	0	0	6	5.7	6	6	.75
Q6 The Instructor provided timely feedback on graded material.	4	1	1	0	0	0	6	5.5	6	6	.76

Responses: [SA] Strongly Agree=6 [A] Agree=5 [SA] Slightly Agree=4 [SD] Slightly Disagree=3 [D] Disagree=2 [SD] Strongly Disagree=1



Pittman, Joe F

TE10	Responses						Individual				
	E	VG	G	F	P	VP	N	Mean	Med.	Mode	Std Dev
Q7 The Instructor's overall teaching effectiveness was...	2	2	2	0	0	0	6	5.0	5	4,5,6	.82
Q8 Overall, my learning in the class was...	2	3	1	0	0	0	6	5.2	5	5	.69

Responses: [E] Excellent=6 [VG] Very Good=5 [G] Good=4 [F] Fair=3 [P] Poor=2 [VP] Very Poor=1

Q9 - Additional comments – Strengths and areas for improvement.

Faculty: Pittman, Joe F

Response Rate: 83.33% (5 of 6)

This is just a tough course overall. I'm not really sure how to make it better, or what exactly I did or didn't like.

The re-write's are great. It would be nice to know our grade throughout the semester. Even just maybe 2 or 3 times a semester sending out an e-mail so we know where we are might be encouraging.

I have no idea if this is even an option, but it would be helpful if this was maybe a twice a week course. 3 hours of research methods is hard. The break helps, but there is only so much information one can absorb at one time at that pace. Two classes a week at 2 hours a piece would be ideal.

Robb is a fun instructor and it was nice to have him back to back (Fall and Spring). He makes class as enjoyable as possible, and we always appreciate his jokes.

Thanks Robb!

This class is very thorough and very demanding and yet somehow I wish it was more so. I am not satisfied with the amount I learned in this class. I feel like I didn't get the strong base at the end of 7050/beginning of 7060 for regression and was too embarrassed to ask those questions at a certain point. So I found a "tutor" who was ultimately not that helpful but there are not a lot of resources for graduate level stats that I've found. I don't know how to fix this. The only suggestion I would have had if it was like last semester would be to have more than 1 quiz but you did that and I am still confused. I also feel like the readings are too above my head. I never really left an article or chapter "Getting it" and I can't tell if other people are "getting it" or are better at faking it.

Robb is one of my favorite professors, he is always willing to meet with you and help. Robb is extremely accommodating and understanding, he is a vital to the program and I do not think research methods would be the same without him.

Our second semester overall has been great. Robb is always accessible for the numerous questions and office visits I made throughout the semester. I do wish the course had a lab component to it such that it would allow for a slightly slower teaching pace. Without the lab component it was very difficult to keep up. I found myself throughout the course of the semester going back to content that should have been mastered but due to the pace it made it virtually impossible to master everything I needed in a 3 hour time block late in the evening.

I feel well-prepared to carry out tests using multiple regression now, so the ultimate aim of the course was successful. However, I did experience some  
5 frustration with the grading of assignments. Rob marked numerous comments in the assignments, which were useful for revisions and learning, but it was not clear what Rob was counting off in the actual grade each week. I rubric or some explanation for the points system is needed.



